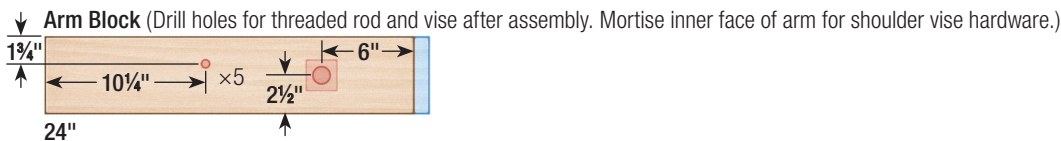
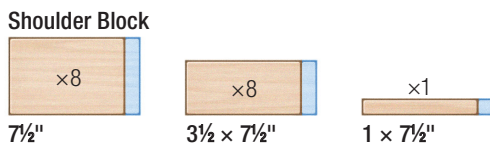
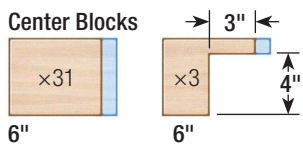
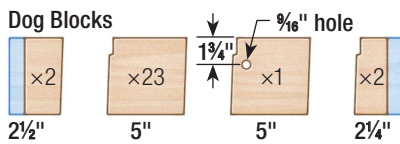


- Rip  $\frac{3}{4}$ " hardwood plywood into  $5\frac{1}{8}$ " wide strips, unless noted otherwise.
- Thickness plane components to 5" after assembly.
- Blue indicates extra material to facilitate initial assembly. Trim to length after assembly.
- Red indicates holes made after assembly.



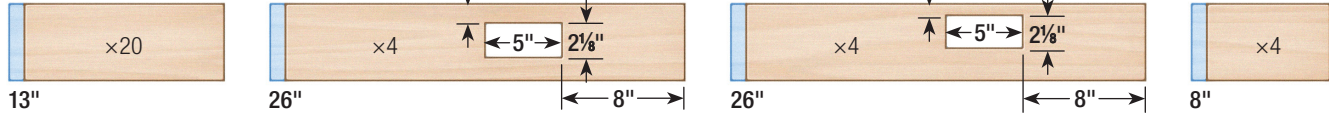
## TOP





### BASE

#### Legs



#### Upper Short Rail (Lay out vise notches after dry assembling the side. Drill hole for bullet dowel after assembly.)




#### Upper Long Rail (Drill hole for bullet dowel after assembly.)



#### Mid Rail



#### Front and Back Rails (Drill stopped holes for bolts after assembly.)





### VICES, END CAPS, BOARD JACK, SHELF

